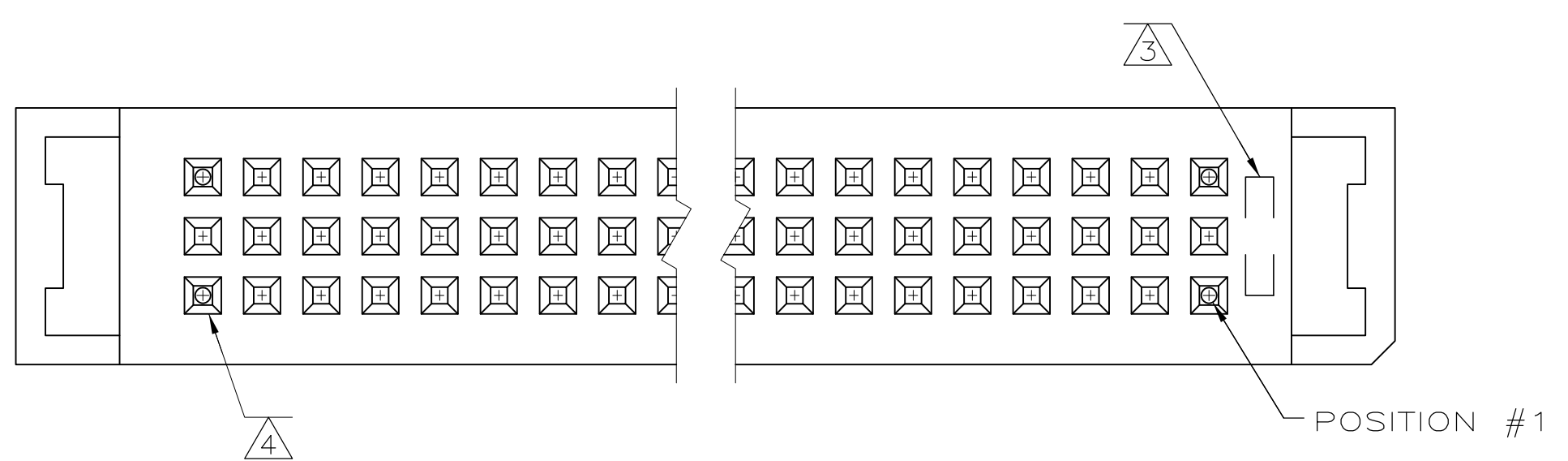
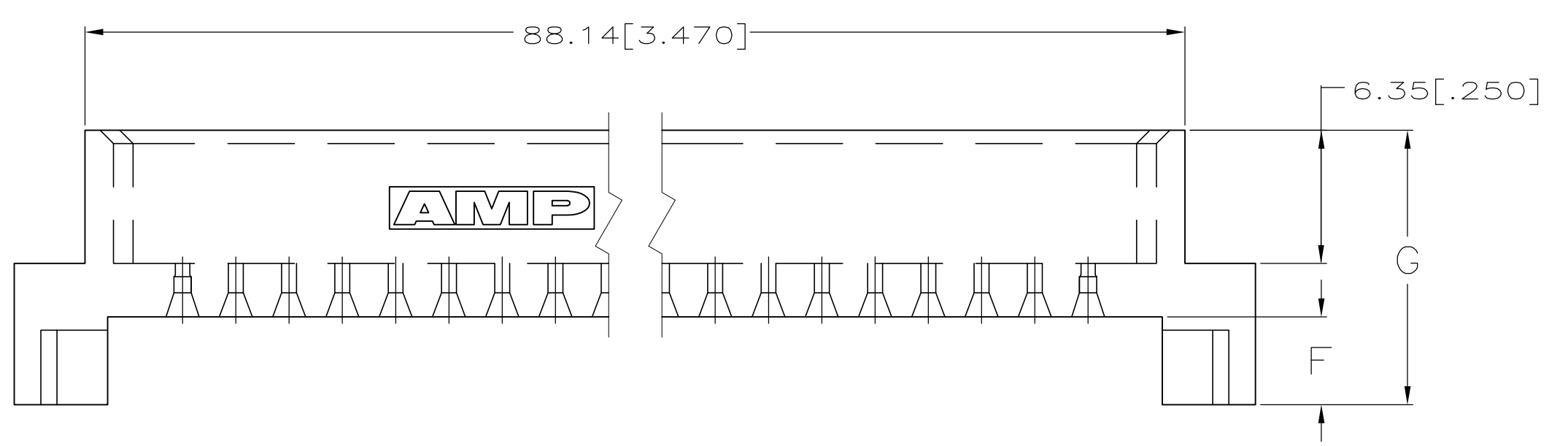
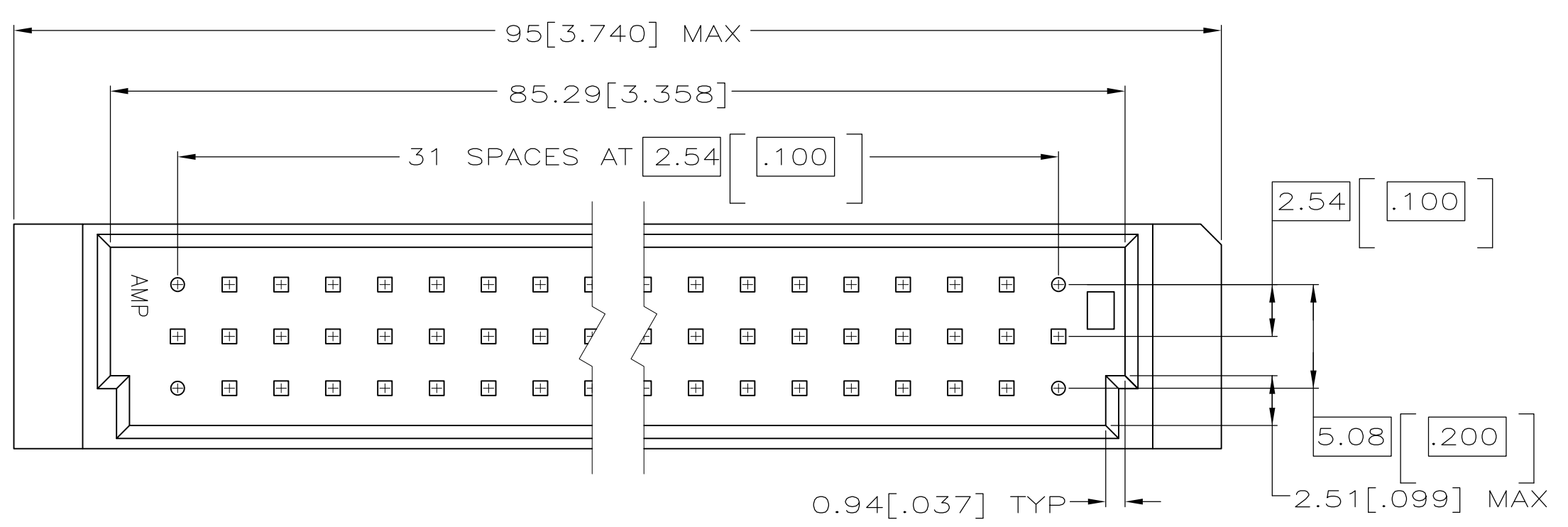
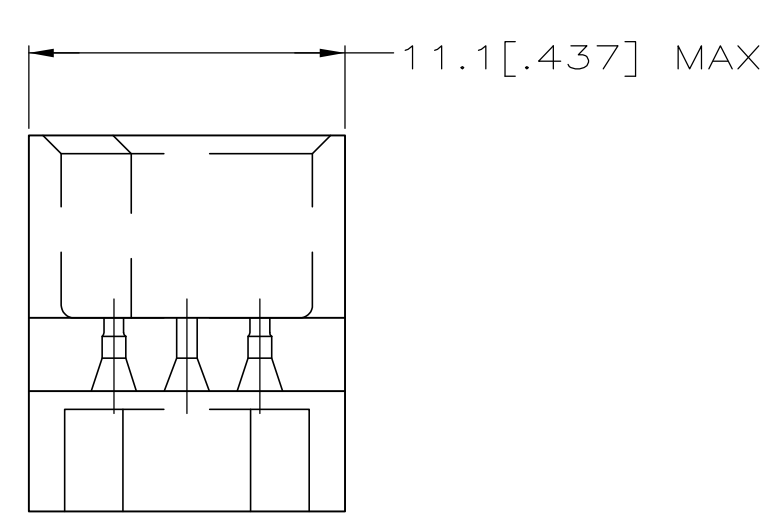


LOC	DIST	REVISIONS					
AD	25	P	LTR	DESCRIPTION	DATE	OWN	APVD
		J1		REVISED PER ECO-11-004835	11MAR11	RK	HMR



- 2 MATERIAL: GLASS-FILLED POLYESTER. COLOR: GRAY.
- 3 AMP PART NUMBER MOLDED IN THIS APPROXIMATE AREA.
- 4 INTERFERENCE CAVITIES LOCATED AT POSITIONS 1,32 IN ROWS "A" AND "C".



OBSOLETE	17[.669]	3.94[.155]	14.48[.570]	5.59[.220]	1-533236-4
OBSOLETE	-	-	8.89[.350]	-	1-533236-3
OBSOLETE	18.62[.733]	1.57[.062]	18.42[.725]	9.53[.375]	1-533236-2
	17[.669]	1.57[.062]	16.89[.665]	8.00[.315]	1-533236-1
	13.23[.521]	1.57[.062]	13.08[.515]	4.19[.165]	1-533236-0
OBSOLETE	18.62[.733]	2.36[.093]	17.78[.700]	8.89[.350]	533236-9
	17[.669]	2.36[.093]	16.13[.635]	7.24[.285]	533236-8
	13.23[.521]	2.36[.093]	12.32[.485]	3.43[.135]	533236-7
SUPERSEDED BY 1-533236-1	18.62[.733]	3.18[.125]	16.89[.665]	8.00[.315]	533236-6
	17[.669]	3.18[.125]	15.24[.600]	6.35[.250]	533236-5
	13.23[.521]	3.18[.125]	11.43[.450]	2.54[.100]	533236-4
OBSOLETE	-	-	17.27[.680]	8.38[.330]	533236-3
OBSOLETE	-	-	15.24[.600]	6.35[.250]	533236-2
OBSOLETE	-	-	11.43[.450]	2.54[.100]	533236-1
	CONNECTOR TAIL LENGTH	PC BOARD THICKNESS	G	F	PART NUMBER

THIS DRAWING IS A CONTROLLED DOCUMENT.

DIMENSIONS: MM(INCHES)	TOLERANCES UNLESS OTHERWISE SPECIFIED:	0 PLC ± -	1 PLC ± -	2 PLC ± -	3 PLC ± 0.13[.005]	4 PLC ± -	ANGLES ± -	FINISH -		
MATERIAL: HSG: 2		APVD: R. PATTERSON		NAME: SHROUD, EUROCARD WITH STANDOFFS		SIZE: A1		CAGE CODE: 00779	DRAWING NO: 533236	RESTRICTED TO: -
CUSTOMER DRAWING		SCALE: 4:1		SHEET: 1 OF 1		REV: J1				

STE TE Connectivity